




**Step 1:** Install the required pictograms to both sides.




**Step 2:** Place the holding accessories to the luminaire.



**Step 3:** Place the marking panel from the one side.



**Step 4:** Place the plastic cover and push till a click sound is heard.




**Step 5:** Secure the marking panel to the second holding accessory. Place the second plastic cover and push till a click sound is heard.




**Step 1:** Install the required pictograms to both sides.




**Step 2:** Place the holding accessories to the luminaire.



**Step 3:** Place the marking panel from the one side.



**Step 4:** Place the plastic cover and push till a click sound is heard.



**Step 5:** Secure the marking panel to the second holding accessory. Place the second plastic cover and push till a click sound is heard.